



## Electric plug connectors for SR50, SR90 and SR150



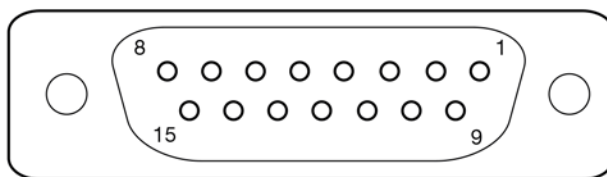
### Product notes

- > Electrical interface between robot and gripper
- > 9 pin SUB-D plug-in connector and 15 pin SUB-D plug-in connector
- > Max. cable cross section 0.14 mm<sup>2</sup> based on 16 - 18-wire cable
- > 20.537 and 20.538: with pre-assembled and soldered cable

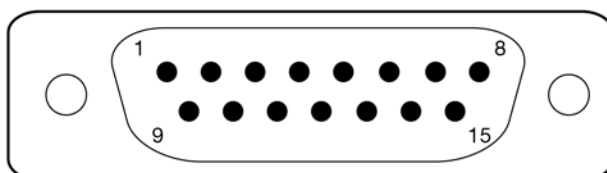
### Technical data

Item no.	Suitable quick-change systems	Type	Number of pins	Cable length [mm]	Operating voltage [VDC]	Weight [g]
20.535	SR90-A-2, SR90-A-MV-2, SR150-A-2, SR90-A-SL-2, SR150-A-SL-2, SR90-A-SL-MV-2	female (robot)	15	500	24	42
20.536	SR90-B-2, SR150-B-2	male (gripper)	15	500	24	41
20.537	SR50-A, SR50-A-SL, SR50-A-MV, SR50-A-SL-MV	female (robot)	9	1,000	24	42
20.538	SR50-B	male (gripper)	9	3,000	24	41

### Wiring diagram for 20.535



### Wiring diagram for 20.536



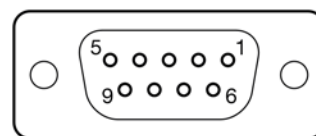
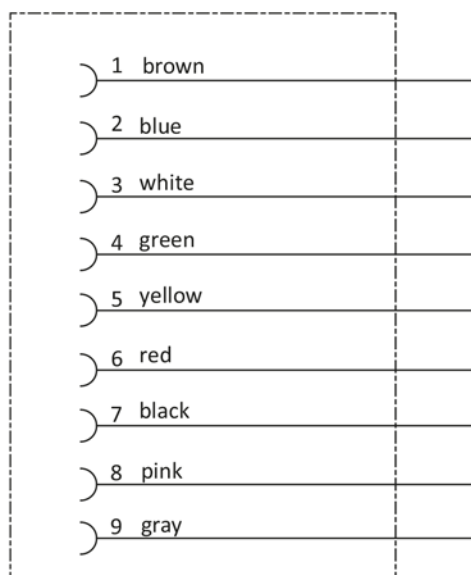
Continued on the next page →



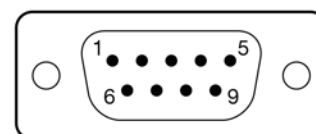

## Quick-change systems | Accessories – SR Series

Electric plug connectors for SR50, SR90 and SR150

### Wiring diagram for 20.537



### Wiring diagram for 20.538

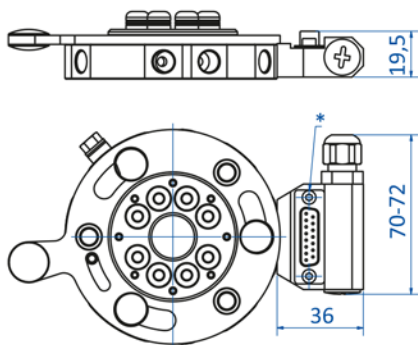


### Application example: SR Series with electric connectors 20.536

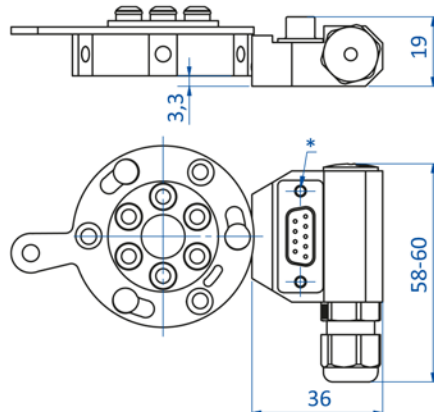




## Dimensions



20.535 | 20.536



20.537 | 20.538

\* = Remove plug connection for cable installation